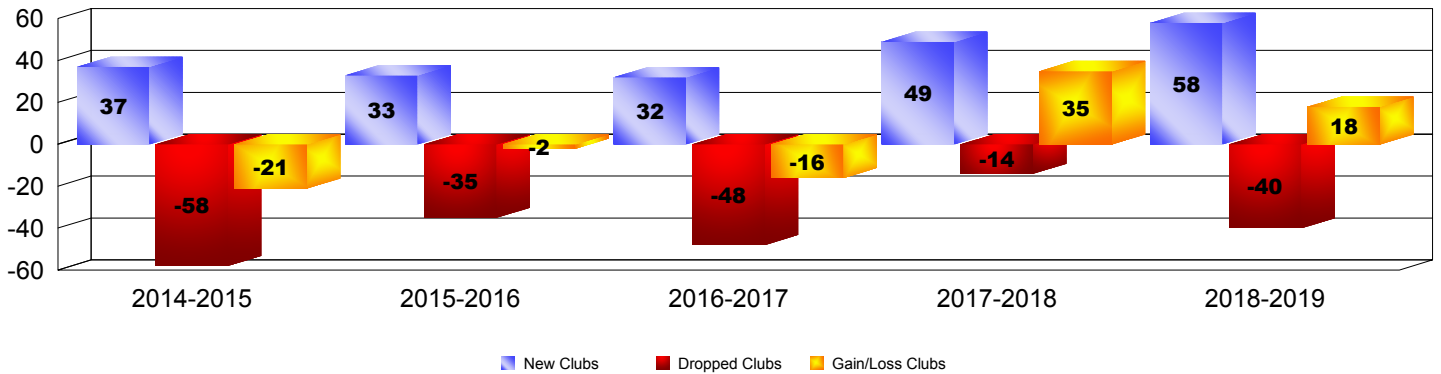
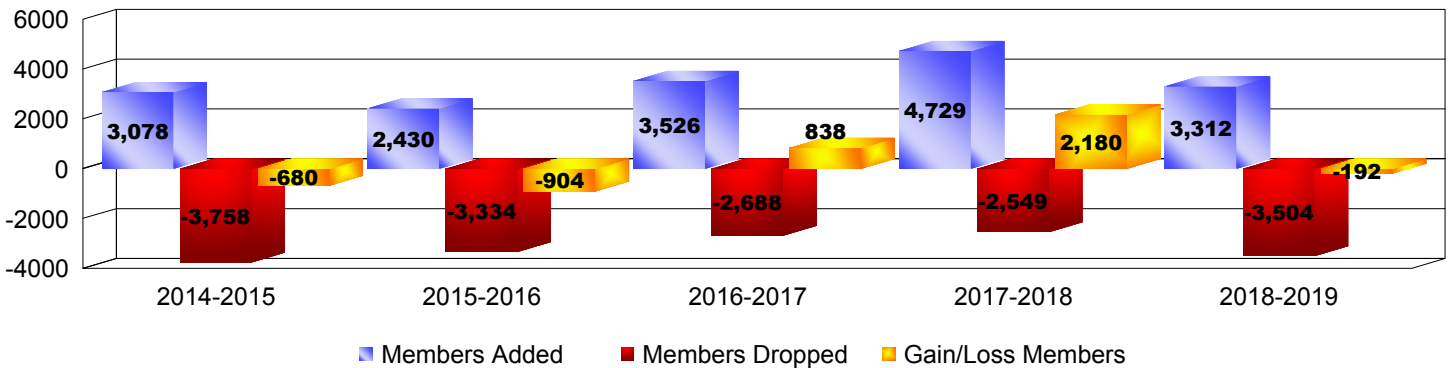


Year	New Clubs	Dropped Clubs	Gain/Loss Clubs	New Members	Charter Members	Reinstate Members	Transfer Members	Total Member Added	Total Members Dropped	Gain/Loss Members
2014-2015	37	-58	-21	1778	1025	224	51	3078	-3758	-680
2015-2016	33	-35	-2	1373	894	143	20	2430	-3334	-904
2016-2017	32	-48	-16	2549	808	144	25	3526	-2688	838
2017-2018	49	-14	35	2851	1655	179	44	4729	-2549	2180
2018-2019	58	-40	18	1632	1483	175	22	3312	-3504	-192
<b>Average</b>	<b>42</b>	<b>-39</b>	<b>3</b>	<b>2037</b>	<b>1173</b>	<b>173</b>	<b>32</b>	<b>3415</b>	<b>-3167</b>	<b>248</b>

**Clubs**




**Members**



**Membership Composition**

June 2019 Cumulative



**Gender Comparison**

June 2019 Cumulative

